

Please find enclosed a snap shot of your school's printer environment. The printer breakdown and data encompasses only the printers we can see on your network. You may have additional printers that are locally connected (e.g. USB attached), but those are not included in this breakdown.

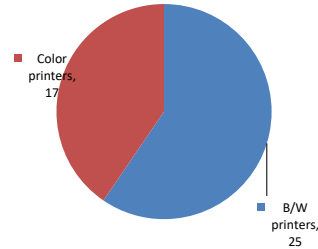
Chart 1 – School Printer Breakdown

This provides your school's enrollment, along with the number of printers, including the distribution between B/W and color printers.

Humanities & Arts Magnet High School

Enrollment	370
B/W printers	25
Color printers	17
Total printers	42

Color/Mono Device Breakdown



From the list provided on page 3 are all of your printers represented? If not, how many are missing Providing Lexmark the asset data that is missing will allow us to give you a more accurate picture of your printer environment.

Do you know how many printers you have in your main office, compared to the number of people who sit in the main office? Reducing the number of devices and using the most efficient models in the right locations can help your school save money.

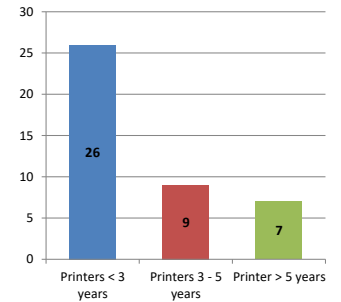
Chart 2 – Printer Age Statistics

Here we show the average age of your printers and show the distribution among 3 age categories; under 3 years old, 3-5 years old and over 5 years old.

Printer Age Statistics

Average Age (years)	3
Printers < 3 years	26
Printers 3 - 5 years	9
Printer > 5 years	7

Printer Age Statistics



The age of your printer fleet plays a large role in your annual printer maintenance and toner cost. The DOE only supports printers 6 years and younger.

Once the warranty expires and the age of your device exceeds 6 years, maintenance and repairs become very costly.

New printers have higher toner yields than older printers, resulting in lower cost per page which saves money.

Newer printers are Energy Star compliant and have advanced eco settings which help reduce energy usage and saves money.

Glossary

B/W - Black and White Printing Only

Color - Color or Black and White Printing

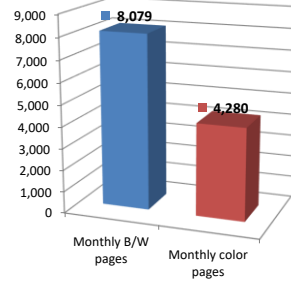
Duplex - Printing on both sides of the paper.

Simplex - Single Sided Printing

Chart 3 – Volume of Pages Printed

This provides your printed page volumes for the previous month for both B/W and color print jobs. In addition, a utilization percentage is calculated by comparing your print volume for each printer to the maximum monthly volume capacity for that printer model.

Color/Mono Pages Printed



Volume of pages printed

Monthly B/W pages	8,079
Monthly color pages	4,280
Total monthly pages	12,359
Color page %	35%
Utilization %	2%

[Do you know if all of your printers are being used and how much?](#)

Knowing where volumes are created helps identify areas for consolidation and helps you select the most efficient printers for replacement.

[Are you printing a large amount of color volume?](#)

Controlling color volume, which typically costs more than black and white, can help your school save money.

Chart 4 – Duplex Breakdown

This section shows the percentage of duplexed (double-sided) pages printed along with your duplex opportunity. Duplex opportunity is the total number of pages that could be printed duplex and does not include single page documents. Keep in mind, only the newer printers report duplex statistics. The duplex opportunity shows the prior month's print volume, from the printers with duplex statistics, that could have been duplexed.

Duplex Vs. Simplex



Duplex breakdown

Duplex opportunity	Info Not Available
Duplex	0%

[Did you know that your printers are able to print on both back and front of the page?](#)

Increasing your school's use of double sided printing helps reduce your environmental impact and will help your school save money.

[The average duplex rate for the NYC DOE is 14%](#)

A modest improvement in duplex of 10% would reduce the carbon footprint by over 435,000 pounds of CO₂ per year, and save the DOE over \$78,000 in paper costs annually.

[Lexmark printers 6 years and younger all have duplex capability. The following duplex initiatives can reduce paper consumption and save money:](#)

Setting duplex as your default setting on your printer

Educating end users about the benefit of duplex printing.

[For more information on how the DOE is focused on Sustainability check:](#)

<http://schools.nyc.gov/community/facilities/sustainability/about/>

Actions you can take to Save your School Money

- Use highest yield toner whenever possible to lower the cost per page.
- Consider replacing printers over 6 years old to optimize eco-friendly printer environment.
- Duplex multiple page documents when possible to reduce paper usage.

Printer details

Model	Serial Number	Age in Years	Utilization	ATS Printer	Avg Mono Pages	Avg Color Pages	Avg Monthly Volume
CS410dn	5027509460HCN	5					

CS510de	502720946BBYR	3				
CS510de	50274694649B7	6	1%		58	80
CS622DE	5029829040FMM	1				
CS622DE	5029829040GBZ	0				
CX510DE	752731946DVRT	3				
CX510DE	752749946RKFT	2				
CX510DE	752750946RM48	2	6%		136	405
CX510de	752705946BWCH	4	14%	Yes	407	973
CX510DE	752709946HFV6	3	18%		429	1234
CX510DE	752750946RM50	2	16%		97	1122
CX510DE	752709946HFTM	3	18%	Yes	494	1246
CX510DE	752717946KDHT	3	16%		272	1113
CX510DE	752734946F44P	3				
CX510DE	752741946FT4F	3				
CX510DE	752741946FT3P	3				
CX510DE	752709946HFT9	3				
LaserjetP2055	CNB9N75187	10		Yes		
MS510DN	45148PHH4P2XL	2	4%		595	595
MS510DN	45148PHH4P2XN	2				
MS510dn	451431HH0CYZD	7				
MS510DN	45148PHH4P2XT	2				
MS510dn	451455HH26XL7	5				
MS510DN	45148PHH4P796	2				
MS510dn	451431HH0CYZH	7				
MS510DN	45148PHH4P78T	2				
MS510DN	45147GHH4K64W	2				
MS510DN	45148PHH4NF6C	2				
MS510DN	45148PHH4P2XX	2				
MS510DN	45148PHH4P2Y2	2				
MS621DN	460083700D912	1	0%		58	58
MS621DN	460084900KBM1	1				
MS621DN	460084900KBM4	1				
MS621DN	460084900KB9X	1				
MS810	40636C66018WT	4				
MS810DE	40637C6601XCX	3				
MS810DE	40637C6601XPV	3				
MS810DE	40637C6601XR6	3				
MS810DE	40637C6601XD5	3				
MX711dhe	74635C6602GG2	4	18%	Yes	4392	4392
T640n	791BP30	13				
X646dte	791Y0G5	11	4%		1141	1141

<< End of Data >>

For more information regarding this snapshot, please contact your Lexmark team

Lexmark Team

CDW Team
CDW Sales Department – 800-705-4239

Title	Name	E-Mail	Phone
Client Executive	Mindy Maher	mmaher@lexmark.com	212-880-2837
Site Operations	Mark Ennis	mennis@lexmark.com	908-210-3030
Systems Engineer	TBD	TBD	TBD

Title	Name	E-Mail	Phone
Sales Manager	John Skidmore	john.skidmore@cdwg.com	(866) 687-3187
Sales Operations	Jon Gray	jongray@cdw.com	(203) 851-7133
		NYCDOE@cdwg.com	